



D.A.V. SENIOR PUBLIC SCHOOL, SURAJPUR



HAPPY
SUMMER
VACATION!



NAME: _____

CLASS: _____

DEAR STUDENTS

GREETINGS ! Bon Vacations !

Smell the fragrant breeze, feel the sky, Let your soul and spirit fly high. Whenever we rise above the storm we always find sunshine chrome.

Since last two years in Covid cage we all have been screwed in porch to cots either to sleep or to creep, deprived to witness the colours in parched landscapes best art of mother nature. Feel the bliss of liberation , Enjoy the Sunrays waltz on water springs in harmony with daily domestic chores .

Vacations are the time to rejuvenate, integrate and empower self to vitalize family bonds eternal bliss of togetherness. Expand social ties , deepen skill roots to harvest effective persona fruits.

Self reliance Elevates our self esteem .Learn multi tasking and management with family members. Observe nature & surroundings to emancipate nature equilibrium and civic social protocols. Holistic growth is not just cramming books or accumulation of sheer knowledge , it revolves around the well being wheel nourishing Physical, Intellectual, Emotional, Spiritual, Social, Environmental and Occupational quotients all together which ll be backbone of present & future .

Homework is not to burden you or hinder your joyous Cock a hoop fun trail but to provide you platform to strengthen your good skills and affirm best practices even in fun zone.

Young friends ! In modern era only knowledge of information grasping is not sufficient unless it does not evoke your understanding, critical thinking, diagnose problems, create solutions in collaboration of your situation and effective resource management

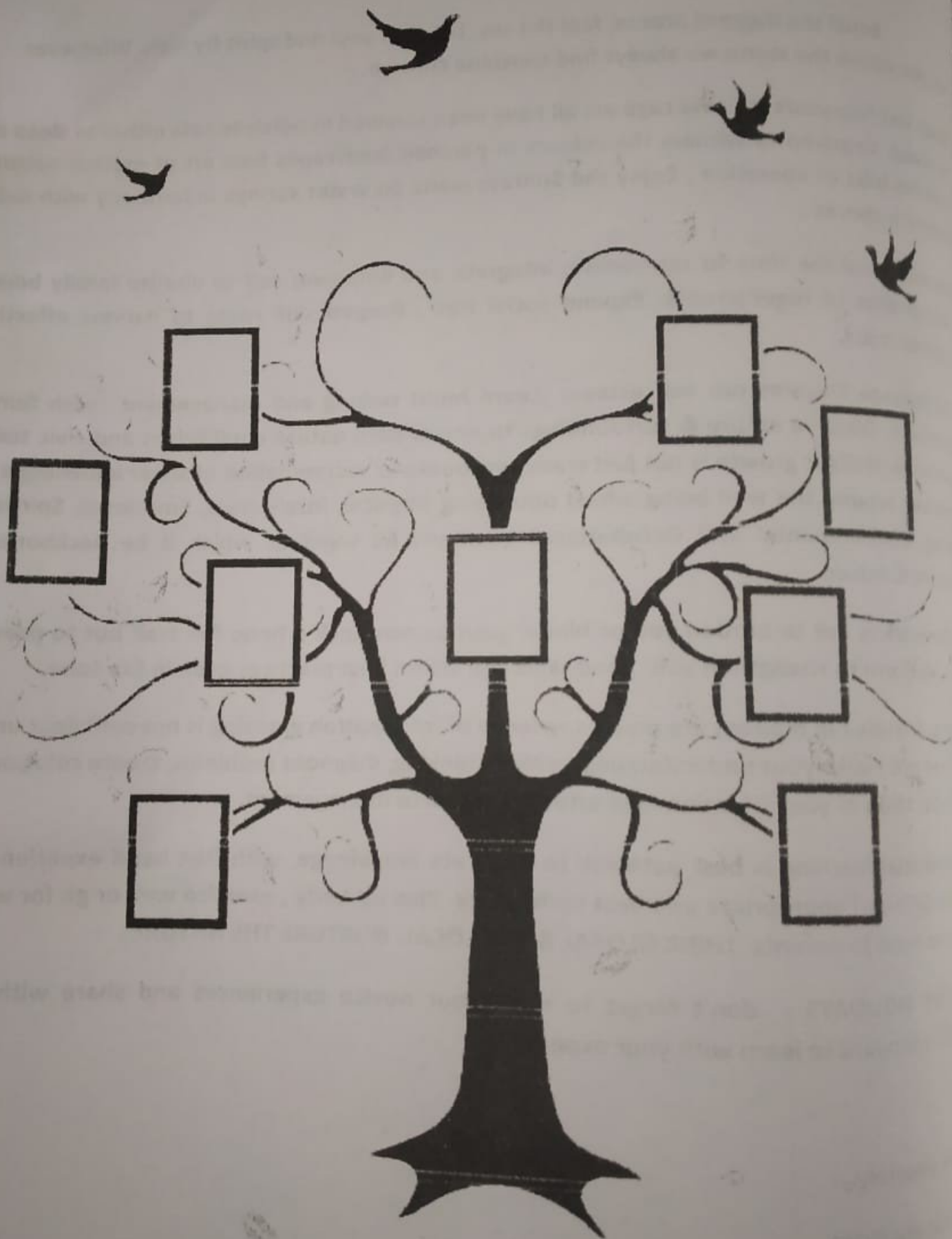
Experiential learning is best pathway to integrate knowledge, with first hand experience in assimilation of appropriate and best technology. Rise up early , exercise well or go for walk , extend hand to parents .**THINK GLOBAL & ACT LOCAL. NURTURE THE NATURE ,**

HAPPY HOLIDAYS . don't forget to diary your novice experiences and share with me.
Looking forward to learn with your experience

Yours sincerely

DR MAMTA GOEL

MY FAMILY MY STRENGTH



Abstract Nouns

An abstract noun is the name of an idea, event, quality, or state which cannot be experienced by the five senses.

Example: Cleanliness is next to godliness.

Underline the abstract noun(s) in each sentence.

- 1) Never give up hope.
- 2) Happiness is to help people in need.
- 3) Curiosity killed the cat.
- 4) Collen knows no fear.
- 5) The soldier was awarded for his bravery.
- 6) Silence is true wisdom.
- 7) Jealousy made Wendy unhappy.
- 8) Camryn pleaded for mercy.
- 9) The soldiers promised obedience.
- 10) Warren showcased his talent at the show.



A Write *much* or *many* in the blanks in the sentences


Use *many* with countable nouns and *much* with uncountable nouns.



1. How legs does a spider have?
2. How milk does your cow give?
3. The game will be over soon. There isn't time left.
4. I have told you this times before.
5. There's not food in the fridge for you.
6. Her mother added items to the list later.
7. He is getting bald. He doesn't have hair left on his head.
8. people drive cars these days.
9. I don't have money in my pocket.
10. animals live in the jungle.

B Fill in the blanks with *a few* or *a little*.

You use *a few* with countable nouns and *a little* with uncountable ones.



1. I like to eat food before I sit down to study.
2. I have only coins in my pocket.
3. Cook it in oil.
4. He has given me books to read.
5. There is milk left for making tea.

विशेषण

नीचे दिए गए वाक्यों में से विशेषण शब्द छांटकर लिखें—

- i. डॉक्टर बीमार व्यक्ति का इलाज कर रहा है।
- ii. शेर जंगली जानवर है।
- iii. मैं रोज़ दो गिलास दूध पीता हूँ।
- iv. कुरते के लिए चार मीटर कपड़ा चाहिए।
- v. इस घर में कौन रहता है?

अपनी साइकिल की विशेषता बताते हुए कुछ वाक्य लिखिए—



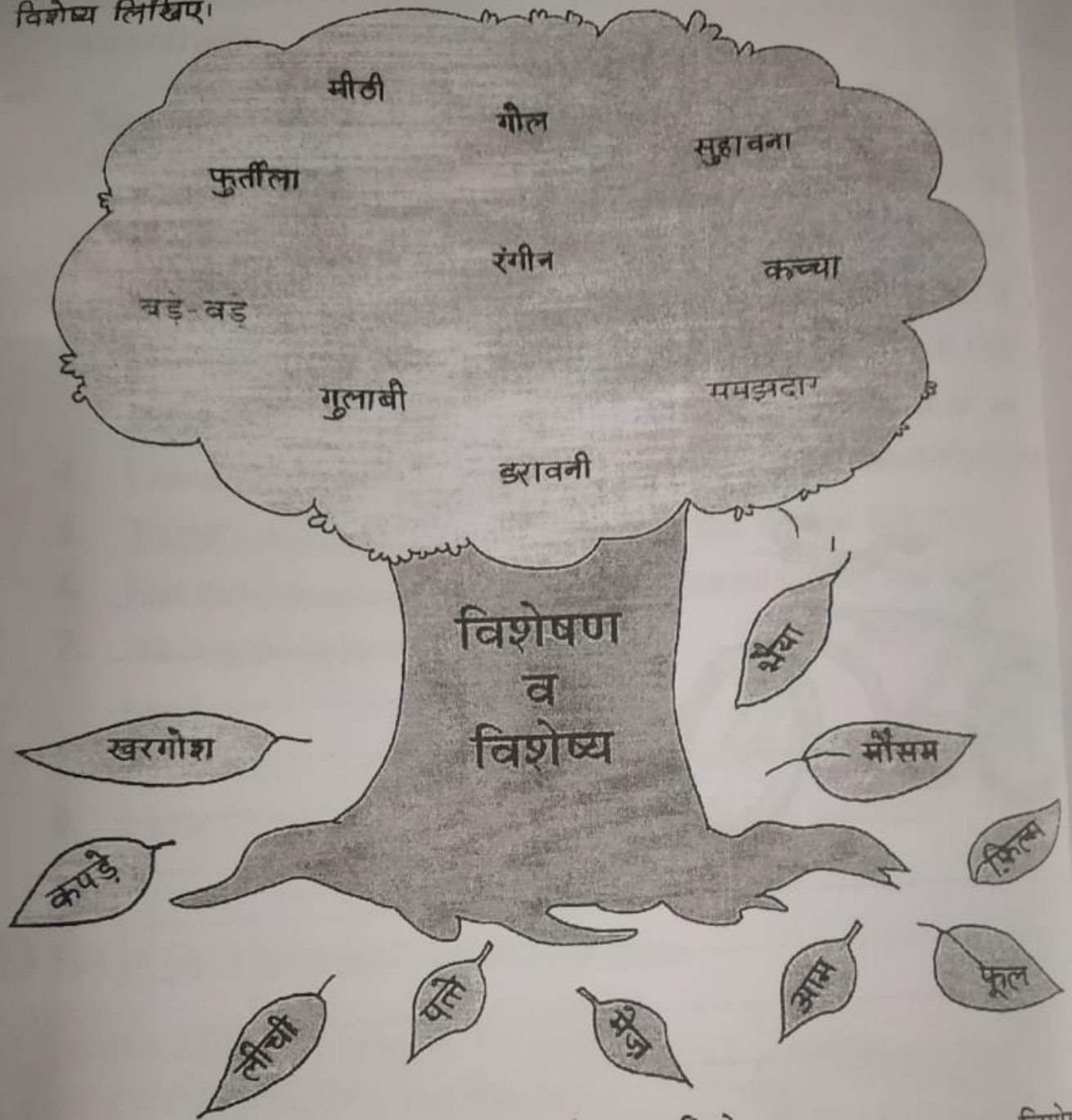
.....
.....
.....
.....
.....
.....
.....
.....
.....
.....

2022/5/28 10:37

विशेषता लगाएँ—
आपके प्रिय मित्र में कौन-सी विशेषताएँ हैं? लिखें
अपने विद्यालय की विशेषताओं की सूची बनाएँ।




पेड़ पर विशेषण लिखें हैं, पेड़ के नीचे झड़े पत्तों में उनके विशेष्य हैं। विशेषण लिखकर सही विशेष्य लिखिए।



विशेषण	विशेष्य	विशेषण	विशेष्य
_____	_____	_____	_____
_____	_____	_____	_____
_____	_____	_____	_____
_____	_____	_____	_____
_____	_____	_____	_____

नीचे बने चित्रों को देखिए और इनके बारे में पाँच पंक्तियाँ लिखिए—






वर्ग पहेली

उदाहरण के अनुसार शब्दों को ढूंढो-

वा	अ	सू	र्यः	शु
न	जा	बा	ल	कः
रः	क	लि	का	प
च	ट	का	वृ	र्व
म	त्स्	यः	क्षः	तः



चित्राणि दृष्ट्वा नामानि लिखन्तु



ੳ. ਚਿੱਤਰ ਅਨੁਸਾਰ ਸ਼ਬਦ ਪੂਰੇ ਕਰੋ—



ਸਾ



ਤਾ



ਲਾ

ਅ. ਸਹੀ ਥਾਂ 'ਤੇ ਕੰਨਾ (ਾ) ਲਗਾ ਕੇ ਚਿੱਤਰਾਂ ਹੇਠਲੇ ਸ਼ਬਦ ਪੂਰੇ ਕਰ ਕੇ ਲਿਖੋ



ਕ ਰ →



ਘ ਙ →



ਤ ਰ →

ੲ. ਦਰਸਾਏ ਗਏ ਸ਼ਬਦ ਦੀ ਅਵਾਜ਼ ਨਾਲ ਰਲ਼ਦੀ ਅਵਾਜ਼ ਵਾਲੇ ਸ਼ਬਦ ਨੂੰ ਚੁਣੋ

- | | | | | | |
|---------|---|------|------|------------|------|
| 1. ਬਾਲ | - | ਮਾਰ | ਮਾਸ | <u>ਮਾਲ</u> | ਕਾਰ |
| 2. ਮਾਲਾ | - | ਹਾਰ | ਜਾਲਾ | ਜਾਲ | ਸਾਲ |
| 3. ਤਾਰਾ | - | ਪਾਪਾ | ਦਾਦਾ | ਸਾਰਾ | ਹਰਾ |
| 4. ਘੜਾ | - | ਬੜਾ | ਬਾਲ | ਦਾਦਾ | ਮਾਮਾ |
| 5. ਹਲਕਾ | - | ਖੜਕਾ | ਨਲਕਾ | ਗਮਲਾ | ਸਰਲਾ |

ਸ. ਅੰਤਰ ਸਮਝੋ—


ਕਰ - ਕਾਰ

ਤਰ - ਤਾਰ

ਜਲ - ਜਾਲ

ਨਗ

ਵਰਕਸ਼ੀਟ





ੳ. ਦਰਸਾਏ ਗਏ ਸ਼ਬਦ ਨੂੰ ਸਾਹਮਣੇ ਦਿੱਤੇ ਸ਼ਬਦਾਂ 'ਚੋਂ ਪਛਾਣੋ ਤੇ ਉਸ ਦੁਆਰਾ ਗੋਲਾ  ਲਗਾਓ—

- | | | | | | |
|----------|---|-------|------|-------|------------|
| 1. ਦਿਨ | - | ਦਨ | ਦਨਿ | ਦਿਲ | <u>ਦਿਨ</u> |
| 2. ਪਿਤਾ | - | ਪਤਾ | ਪਾਤ | ਪਿਤ | ਪਿਤਾ |
| 3. ਪਿਆਸ | - | ਪਿਆਜ਼ | ਪਿਆਸ | ਪਿਆਲਾ | ਪਿਆਰ |
| 4. ਕਿਰਨ | - | ਕਰਨ | ਕਿਰਨ | ਕਰਿਨ | ਕਿਰਿਨ |
| 5. ਕਿਤਾਬ | - | ਕਿਸਾਨ | ਕਤਾਬ | ਕਿਤਾਬ | ਕਾਤਿਬ |

ਅ. ਹੇਠਲੇ ਸ਼ਬਦਾਂ ਵਿੱਚੋਂ ਸਿਹਾਰੀ (f) ਦੀ ਮਾਤਰਾ ਲੱਗੇ ਹੋਏ ਸ਼ਬਦ ਚੁਣੋ—

ਸ਼ਲਗਮ ਮਿਰਚ ਟਮਾਟਰ ਪਿਆਜ਼

ੲ. ਹੇਠਾਂ ਦਿੱਤੇ ਚਿੱਤਰਾਂ ਦੇ ਸਹੀ ਨਾਂ ਸਾਹਮਣੇ ✓ ਦਾ ਨਿਸ਼ਾਨ ਲਗਾਓ—

- | | | | | | |
|----------|-------------------------------------|---|-----------|--------------------------|---|
| 1. ਗਿਟਾਰ | <input checked="" type="checkbox"/> |  | 3. ਰਿਕਸ਼ਾ | <input type="checkbox"/> |  |
| ਇਨਾਮ | <input type="checkbox"/> | | ਟਿਕਟ | <input type="checkbox"/> | |
| 2. ਕਿਤਾਬ | <input type="checkbox"/> |  | 4. ਪਿਆਜ਼ | <input type="checkbox"/> |  |
| ਕਿਰਪਾਨ | <input type="checkbox"/> | | ਪਿਆਸ | <input type="checkbox"/> | |

ਸ. ਸਹੀ ਥਾਂ 'ਤੇ ਸਿਹਾਰੀ (f) ਲਗਾ ਕੇ ਚਿੱਤਰਾਂ ਹੇਠਲੇ ਸ਼ਬਦ ਪੂਰੇ ਕਰ ਕੇ ਲਿਖੋ—



2022/5/28

ਰ ਨ → _____

ਸ ਹ ਦ → _____

ਨ ਹ ਰ → _____

10:38

ੳ. ਹੇਠਾਂ ਦਿੱਤੇ ਸ਼ਬਦਾਂ ਵਿੱਚੋਂ ਬਿਹਾਰੀ ਵਾਲੇ ਸ਼ਬਦਾਂ ਅੱਗੇ ✓ ਦਾ ਨਿਸ਼ਾਨ ਲਗਾਓ—

- ਲੀਚੀ
- ਜਾਮਣ
- ਅਨਾਨਾਸ
- ਪਪੀਤਾ
- ਅਨਾਰ
- ਕੀਵੀ
- ਨਾਸ਼ਪਾਤੀ
- ਫਾਲਸਾ

ਅ. ਦਰਸਾਏ ਗਏ ਸ਼ਬਦ ਦੀ ਅਵਾਜ਼ ਨਾਲ ਰਲਦੀ ਅਵਾਜ਼ ਵਾਲੇ ਸ਼ਬਦ ਨੂੰ ਪਛਾਣੋ—

- | | | | | | |
|---------|---|------|------|------|-------------|
| 1. ਹੀਰਾ | - | ਕਾਲੀ | ਖਰਾ | ਥਾਲੀ | <u>ਖੀਰਾ</u> |
| 2. ਸੀਤਾ | - | ਖੀਰਾ | ਚੀਤਾ | ਪਿਤਾ | ਸੀਟ |
| 3. ਕੀੜੀ | - | ਚਿੜੀ | ਭੀੜੀ | ਭੀੜਾ | ਭੀੜ |
| 4. ਵੀਰ | - | ਵਰ | ਤੀਰ | ਤਰੀ | ਹੀਰਾ |
| 5. ਲੀਕ | - | ਠੀਕ | ਦੀਪ | ਸੀਤਾ | ਕੀੜੀ |

ੲ. ਸਹੀ ਥਾਂ 'ਤੇ ਬਿਹਾਰੀ (ੀ) ਲਗਾ ਕੇ ਚਿੱਤਰਾਂ ਹੇਠਲੇ ਸ਼ਬਦ ਪੂਰੇ ਕਰ ਕੇ ਲਿਖੋ—



ਭੜ → _____

ਰਾਣ → _____

ਨਾਏ → _____

ਸ. ਹੇਠਾਂ ਦਰਸਾਏ ਅਨੁਸਾਰ ਸ਼ਬਦ ਬਣਾਓ—

- | | |
|----------------------------|----------------------------|
| 1. ਮਾਮਾ - _____ ਸਾਸੀ _____ | 5. ਨੀਲਾ - _____ ਨੀਲੀ _____ |
| 2. ਚਾਚਾ - _____ | 6. ਪੀਲਾ - _____ |
| 3. ਨਾਨਾ - _____ | 7. ਕੀੜਾ - _____ |
| 4. ਦਾਦਾ - _____ | 8. ਭੀੜਾ - _____ |

A. Answer these:

1. The differences in the place value of two 7's in 37,45,72,100 is _____.

2. $99,99,999 + \underline{\hspace{2cm}} = 1 \text{ crore}$

3. How many zeros are there in 6 crores? _____

4. The missing numbers are:

a. 86,82,84,701; _____; 86,82,84,703

b. _____; _____; 285,150,230; 285,150,231

c. 92,18,20,118; _____; 92,18,20,121

5. The short form of $700000000 + 30000000 + 2000000 + 0 + 90000 + 5000 + 10 + 3 = \underline{\hspace{2cm}}$

6. The number 35,35,35,353 is read in Indian system of numeration as _____

7. Successor of 99,99,999 is _____

8. Predecessor of 1,00,000 is _____ compared to successor of 99,998.

9. Write down with commas in correct position: one hundred thirty five million one hundred thirty five thousand one hundred thirty five

Comparing Large Numbers

A. Let us Revise:

1. Put '>', '<' or '=':

8,63,550 86,355 5,41,371 54,137

7,98,911 9,78,911 2,65,131 2,56,311

1,78,144 1,87,414 4,40,454 4,04,454

B. Write the predecessor and the successor of the following:

Predecessor	Number	Successor
	8,16,500	
	7,17,799	
	85,000	
	9,19,191	
	28,919	
	5,19,988	
	6,17,888	
	9,12,999	

74 + 94 = _____
10. / 24 = _____

Add

1. $115 + 192 = \underline{\quad}$

2. $74 + 164 = \underline{\quad}$

3. $181 + 97 = \underline{\quad}$

4. $263 + 85 = \underline{\quad}$

5. $468 + 119 = \underline{\quad}$

6. $376 + 76 = \underline{\quad}$

7. $82 + 241 = \underline{\quad}$

8. $167 + 39 = \underline{\quad}$

9. $257 + 145 = \underline{\quad}$

10. $374 + 94 = \underline{\quad}$

Subtract

1. $352 - 91 = \underline{\quad}$

2. $428 - 198 = \underline{\quad}$

3. $217 - 160 = \underline{\quad}$

4. $95 - 39 = \underline{\quad}$

5. $274 - 122 = \underline{\quad}$

6. $152 - 131 = \underline{\quad}$

7. $196 - 68 = \underline{\quad}$

8. $284 - 99 = \underline{\quad}$

9. $572 - 321 = \underline{\quad}$

10. $724 - 89 = \underline{\quad}$

Multiply

1. $40 \times 40 = \underline{\quad}$

2. $80 \times 50 = \underline{\quad}$

3. $20 \times 90 = \underline{\quad}$

4. $60 \times 60 = \underline{\quad}$

5. $70 \times 40 = \underline{\quad}$

6. $800 \times 40 = \underline{\quad}$

7. $600 \times 90 = \underline{\quad}$

8. $70 \times 800 = \underline{\quad}$

9. $30 \times 600 = \underline{\quad}$

10. $40 \times 400 = \underline{\quad}$

Divide

1. $320 \div 40 = \underline{\quad}$

2. $640 \div 80 = \underline{\quad}$

3. $630 \div 90 = \underline{\quad}$

4. $240 \div 60 = \underline{\quad}$

5. $200 \div 40 = \underline{\quad}$

6. $720 \div 9 = \underline{\quad}$

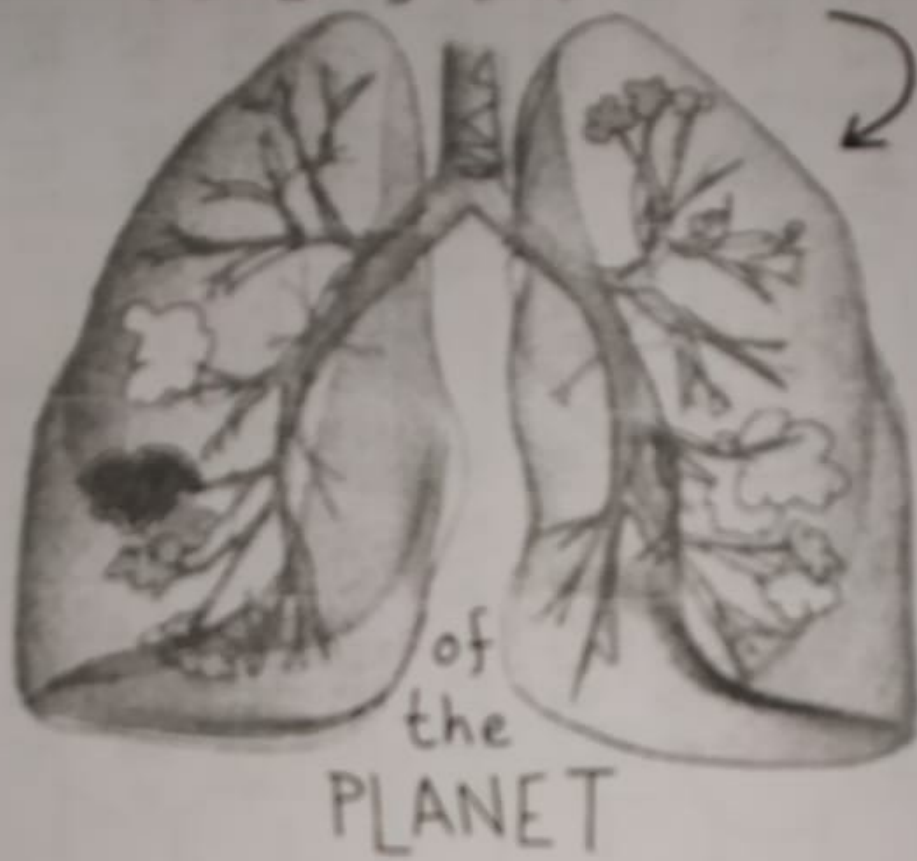
7. $810 \div 9 = \underline{\quad}$

8. $210 \div 3 = \underline{\quad}$

9. $420 \div 6 = \underline{\quad}$

10. $480 \div 8 = \underline{\quad}$

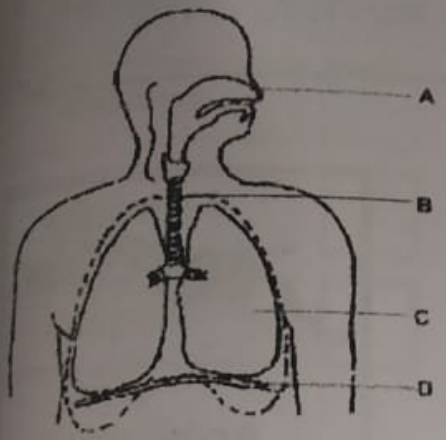
FORESTS are the



Make a poster on Forest

Name _____

Q.I Label the breathing system and answer the questions that follow:



1. Name the organs where exchange of gases takes place. _____
2. Name the muscle that controls chest size. _____
3. Name the organ which connects lungs and nose _____
4. Name the organ through which air enters. _____

Q.II What type of joint is found in the:



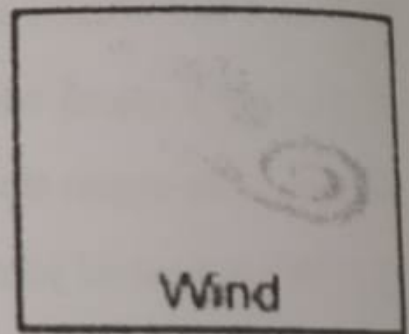


a. Shoulder

b. Elbow

Seed dispersal

Match the seed with how it is dispersed.


Plants need to spread their seeds so new plants have room to grow



Vocabulary Worksheet: Types of Houses

Match the houses with their names:

- detached
- bungalow
- terraced
- cottage
- palace
- caravan
- mansion
- block of flats
- Semi detached



Use the words above to complete the following:

1. A continuous row of houses are called:
2. A single floor house is a:
3. A house that is joined by one wall is:
4. The rich and famous own one of these:
5. A house that is in the countryside is called:
6. A house that stands on its own is called:
7. The Queen lives in a:
8. A large building where many people live:
9. A mobile home is called a:

2022/5/28 10:39

Types of Houses

Match the following:

1. TENT

2. IGLOO


3. CARAVAN

4. APARTMENT

5. BUNGALOW

6. HOUSE BOAT

7. HUT



Lets Grow the Plant Buddy

Students love science experiments! Involve kids in making seed jars to honor **World Environment day**. They'll be able to watch seeds sprout and grow into a flower or vegetable, then plant it in a garden once it's ready.

What you need:

- Water
- Paper towels
- A clear large jar
- Seeds (nasturtium, sunflowers, peas, and beans germinate quickly)

What to do:

1. Fold paper towels and place them inside jars. Allow your students to push the paper towels down into the jar.
2. Add water slowly into the jar but do not overfill it.
3. Put seeds on the wet paper towels near the edges of the glass so kids can watch their experiments grow before their eyes!



Lets Nuture the Nature

How to reuse a plastic bottle to construct a cute hanging garden.

What you need:

- Pencil
- Craft knife
- Length of string
- Thoroughly washed plastic bottle

Let's do this together:

1. Grab the plastic bottle and the craft knife to slice a long line from 1 to 2" from the mouth of the bottle down toward the bottom. Cut out a rectangle. (A parent should do this.)
2. Poke a hole at each end of the bottle.
3. Push yarn through each hole with a pencil. Tie a few knots.
4. Fill the bottle with soil and plant seeds.

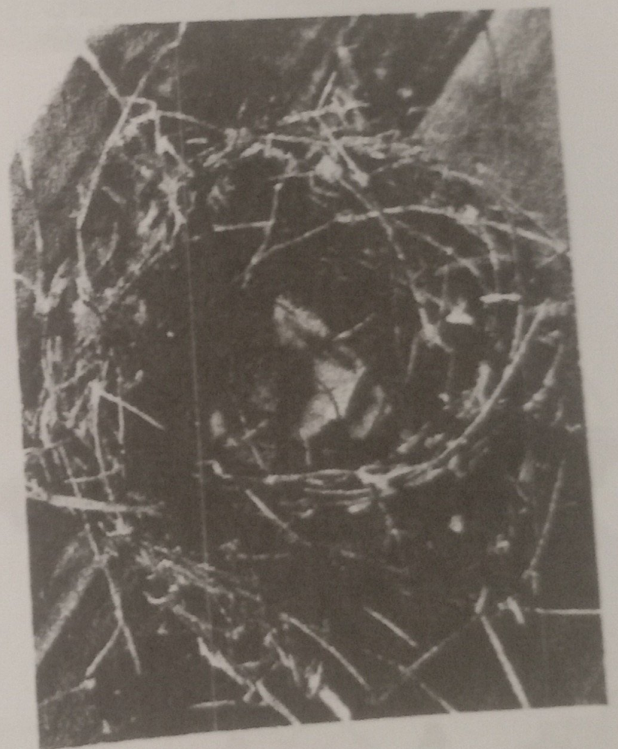


Build a Birdie Home

Step 1: Find long, flexible plant stems. These will form the main shape of the nest, and are much easier to work with than hard, short twigs. You can use straw, long grass, vines, willow fronds, bendy reeds, or sea grass found outdoors or at a garden




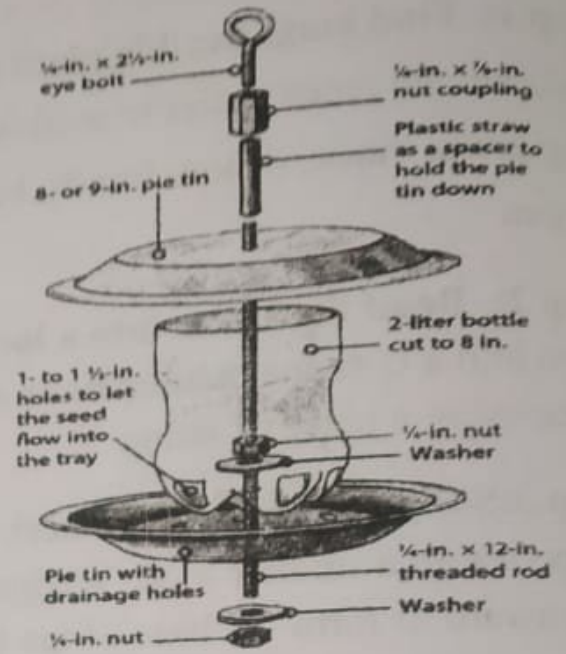

Step 2: Bend the stems into a loop. Grab a thick handful of the stems, and bend them into a U shape, adding more stems if necessary to form a full circle. Tie it in place using a piece of string.

Step 3: Shape the rest of the nest. Grab a second, smaller handful of stems and shape it into a smaller loop. Wedge this inside the larger loop and push it downward to form the base of the loop.

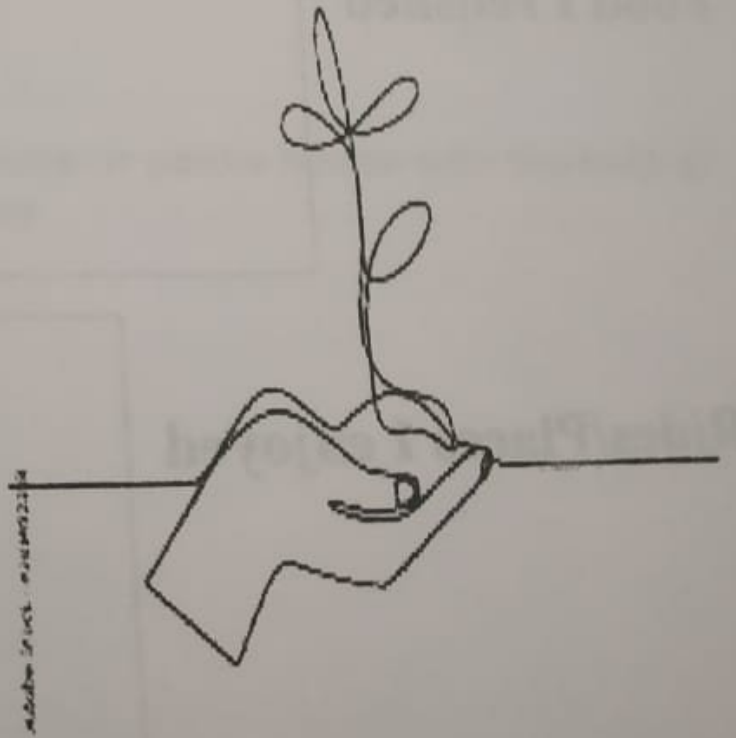


LET'S INCULCATE LIFE SKILLS AND SENSE OF RESPONSIBILITY TOWARDS NATURE
 AMONGST YOUNG MINDS.

SAMPLES FOR BIRD FEEDER. YOU MAY CREATE WITH YOUR INNOVATIVE CHOICE




Draw/ colour one poster with a slogan on A4 chart paper
Grow Green - Save Blue (Save Earth)




My Summer Trip (Paste the pictures and diary your trip)

Place I visited




People I enjoyed with



Food I relished



Rides/Places I enjoyed



Project work
Class 5

Roll No (1-22)

English - Make a dictionary. Take words from your English reader.

Roll No (23-44)

हिंदी - जंक फूड और पौष्टिक भोजन का चित्र बनाकर नाम लिखो। पेड़ों के बचाने के लिए एक नारा लिखिए एवं चित्र बनाइए।

Roll No (45-66)

Maths - Make a place value chart on chart .(Indian /international)

Roll No (67-88)

Science - On chart make a well labelled diagram of stages of germination in Bean seeds.

Roll No (89-111)

SST - Make a model of kutcha house or pakka house with the help of clay mud thermocol and cardboard.



TIPS TO BEAT THE HEAT

Do's :

- **Drink sufficient water even if not thirsty.**
- **Use ORS (Oral Rehydration Solution), homemade drink like lassi, torani (rice water), lemon water, butter milk etc. to keep yourself hydrated.**
- **Wear lightweight, light coloured, loose cotton clothes.**
- **Cover your head by using cloth, hat or umbrella etc.**
- **Stay indoor as much as possible.**
- **If you feel faint or ill, see a doctor immediately.**

Don'ts :

- **Do not go outside on an empty stomach or after consuming heavy food.**
- **Avoid going out in the sun, especially in the afternoon if not required.**
- **Avoid strenuous activities when outside in the afternoon.**
- **Do not go outside barefoot.**
- **Do not eat junk/stale/spicy food.**



COMPILED-DAV SURAJPUR RESOURCE CENTER